

SUZUKI GSX-S1000 / GSX-S950 '21-

M O U N T I N G I N S T R U C T I O N S

REF 20835

WINDSHIELD NG TOURING



1 Person



20 min



EASY




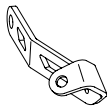

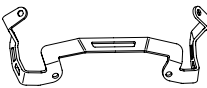






PHILLIPS



ALLEN



Nº 3
Nº 4

ID.	PIEZA/PART	DESCRIPCIÓN	DESCRIPTION	QTY.	REF.:
1		Cúpula Touring	Touring screen	1	20835W/H/N/FM3
2		Soporte derecho	Right support	1	SOP3P2-R--20833
3		Soporte izquierdo	Left support	1	SOP3P2-L--20833
4		Soporte central	Central support	1	SOP3P2-C--20833
5		Tornillo allen M5x25 Ø11 ISO 7380	M5x25 Ø11 ISO 7380 allen screw	2	TORNI-I7380-766
6		Casquillo Ø8,5xØ13x6	Ø8,5xØ13x6 arrowhead	2	CASQUI-----776
7		Silentblock Ø12xØ6x9	Ø9 xØ6 x8mm silentblock	4	AROPASACABLES-3
8		Casquillo con valona Ø12xØ6,8x7,3	Ø12xØ6,8x7,3 bush with flange	4	CASQUI-1A---750
9		Tornillo allen M5x16 Ø11 ISO 7380	M5x16 Ø11 ISO 7380 allen screw	4	TORNI-I7380-493
10		Tapón tornillo M5 ISO 7380	M5 ISO 7380 screw cap	4	TAPON-----85

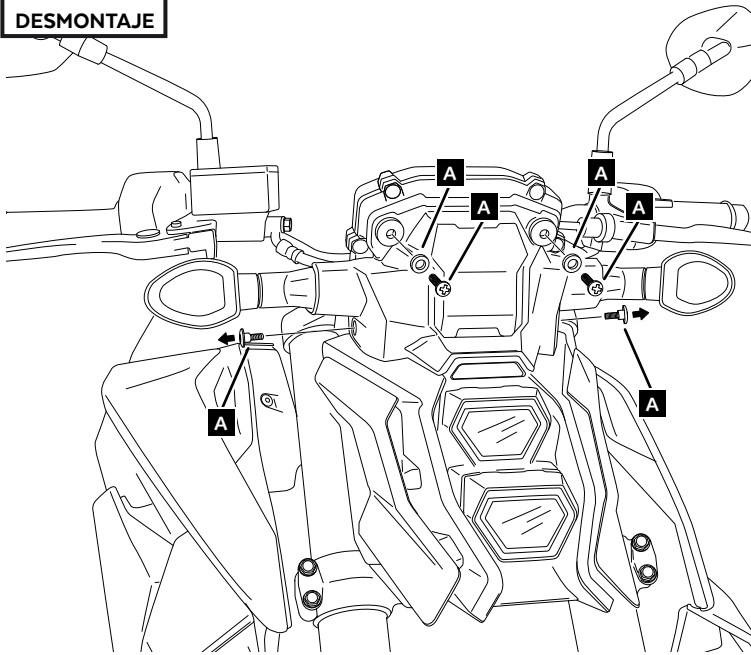
SUZUKI GSX-S1000 / GSX-S950 '21-

INSTRUCCIONES DE MONTAJE - MOUNTING INSTRUCTIONS - MONTAGEANLEITUNG

1

**DISASSEMBLY
DESMONTAJE**

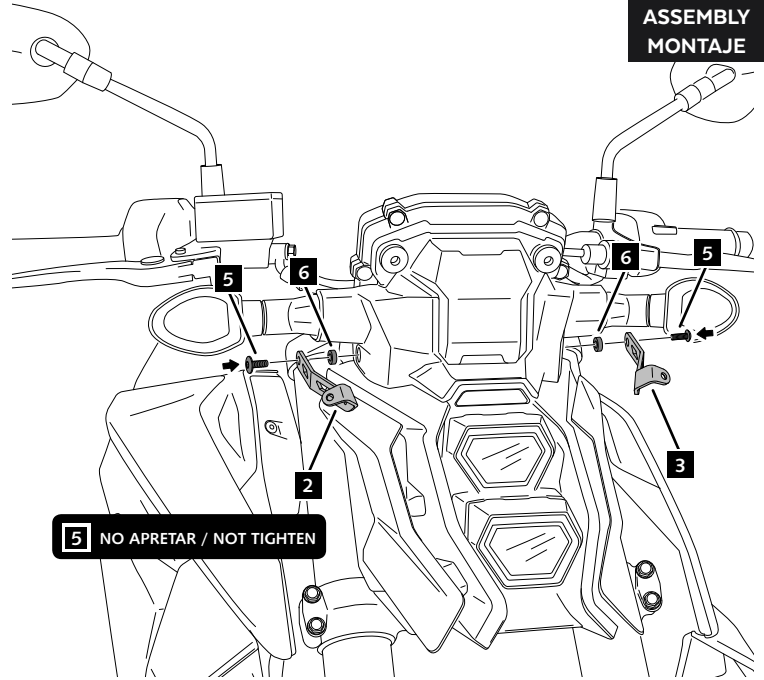
A Tornillería original
Original screws



2

**ASSEMBLY
MONTAJE**

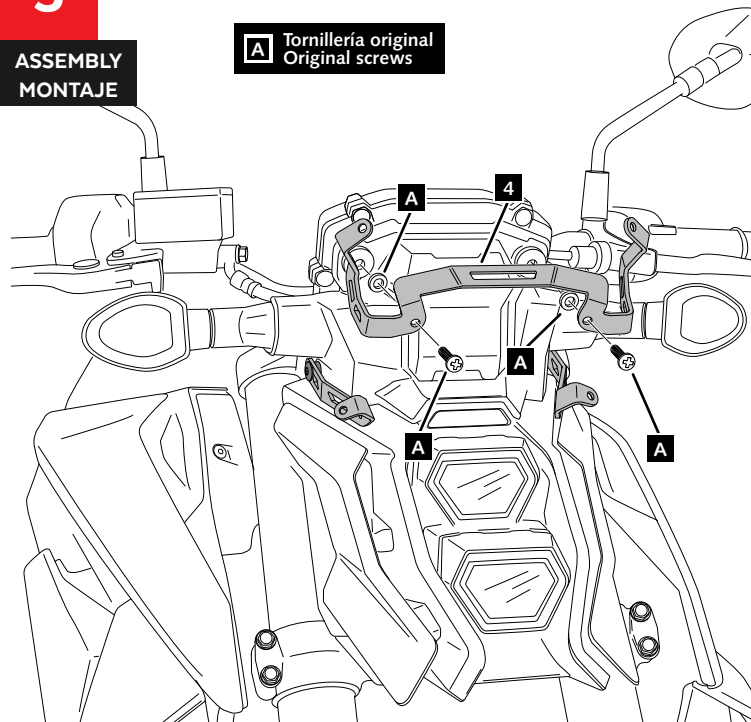
5 NO APRETAR / NOT TIGHTEN



3

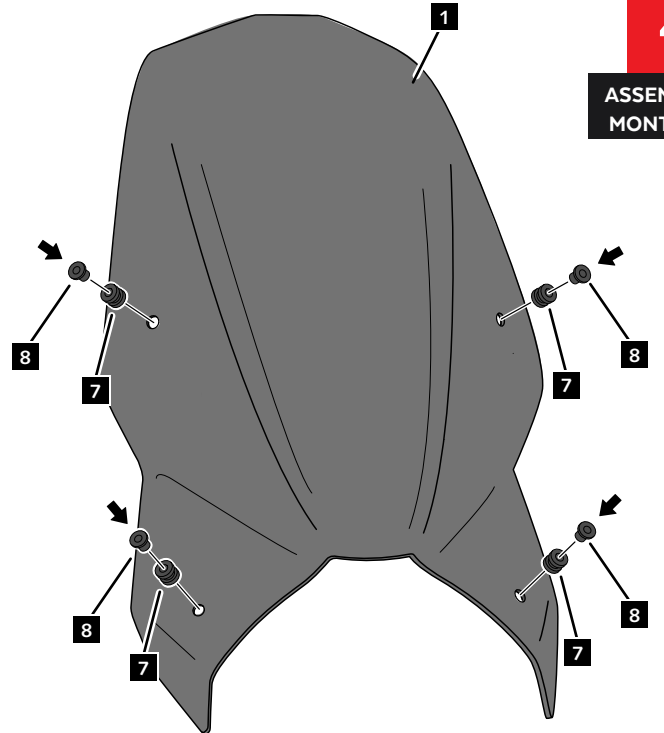
**ASSEMBLY
MONTAJE**

A Tornillería original
Original screws



4

**ASSEMBLY
MONTAJE**

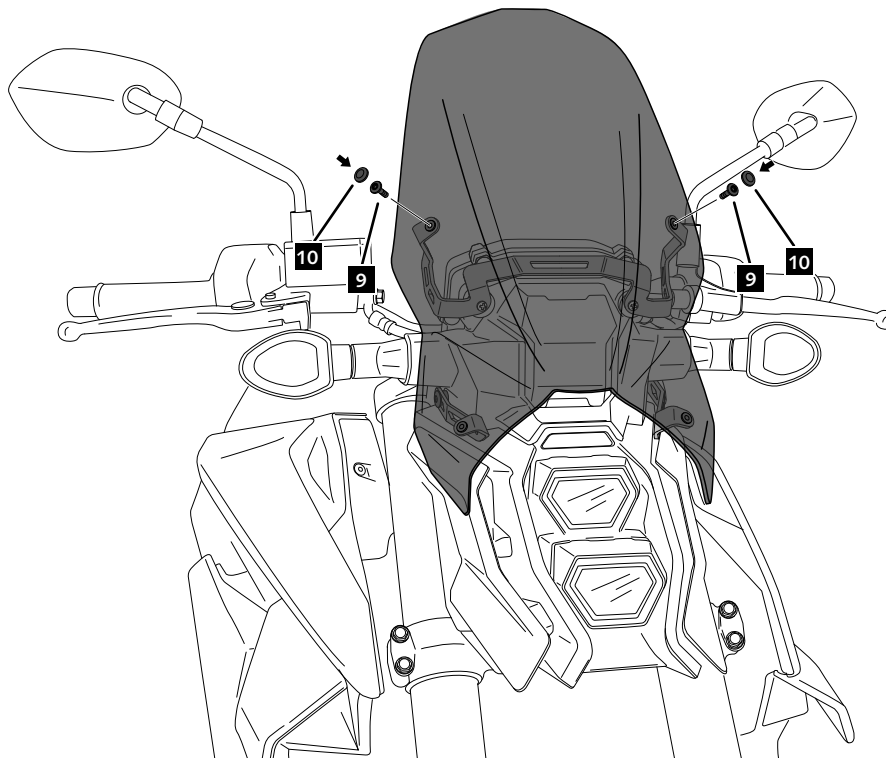


SUZUKI GSX-S1000 / GSX-S950 '21-

INSTRUCCIONES DE MONTAJE - MOUNTING INSTRUCTIONS - MONTAGEANLEITUNG

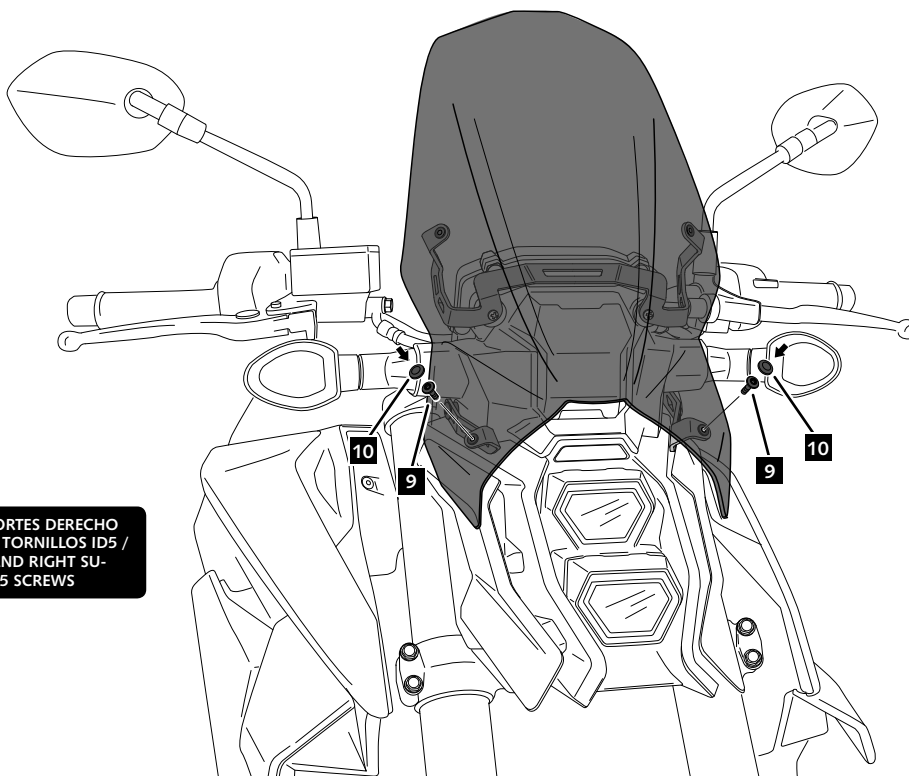
5

ASSEMBLY
MONTAJE



6

ASSEMBLY
MONTAJE



AJUSTAR POSICIÓN SOPORTES DERECHO
E IZQUIERDO Y APRETAR TORNILLOS ID5 /
ADJUST POSITION LEFT AND RIGHT SU-
PPORTS AND TIGHTEN ID5 SCREWS