


Yamaha XVS1300 Midnight Star 2007-2016



SUPPLEMENTARY MANUAL for GPX-Y01

REMOVE THE MAIN SEAT.
REMOVE THE BATTERY COVER.
LIFT UP OR REMOVE THE
FUEL TANK.



REMOVE THE LEFT SIDE
FRAME COVER.



PLUG GPX CONNECTORS IN-LINE
WITH THE SPEED SENSOR
CONNECTORS.
(WHITE, 3-POLE TRIANGULAR CONNECTORS
NEAR BATTERY)




Yamaha XVS1300 Midnight Star 2007-2016




**CONNECT GPX BLACK/GREEN WIRE
TO GRAY WIRE OF
CRANKSHAFT POSITION SENSOR
CONNECTOR.**

(TRANSPARENT, 2-POLE CONNECTOR
BELOW LEFT SIDE FRAME COVER)



**CONNECT GPX RED WIRE TO
BROWN WIRE OF REAR LIGHT
CONNECTOR.**

(TRANSPARENT, 6-POLE CONNECTOR
BELOW LEFT SIDE FRAME CONNECTOR)



**TYPICAL POSITION FOR THE
GEAR INDICATOR.**

