

BMW F900R '20-

M O U N T I N G I N S T R U C T I O N S

REF 20360

WINDSHIELD NG SPORT (PUIG SUPPORT)



NEED PUIG SUPPORT



ID	PIEZA/PART	DESCRIPCIÓN	DESCRIPTION	QTY	REF
1		Cúpula SPORT	SPORT screen	1	10775W/H/F/N
2		Soporte metálico superior	Metal upper support	1	SOPOR3P2-S20360
3		Soporte metálico inferior derecho	Right metal inferior suport	1	SOPOR3P2-R20360
4		Soporte metálico inferior izquierdo	Left metal inferior suport	1	SOPOR3P2-L20360
5		Tornillo especial M5X9 long. hexagonal 10	M5x9 special screw hexagonal lenght 10	2	TORNI-EM5---761
6		Silentblock Ø9XØ6X8mm	Ø9XØ6X8mm silentblock	3	AROPASACABLES-3
7		Casquillo con valona Ø12XØ6,8X7,3	Ø12XØ6,8X7,3 bush with blange	3	CASQUI-1A---750
8		Tornillo Allen M5x11 Ø11 ISO 7380	M5x11 Ø11 ISO 7380 Allen screw	6	TORNI-AI----520
9		Tornillo Allen M5x16 Ø11 ISO 7380	M5x16 Ø11 ISO 7380 Allen screw	3	TORNI-I7380-493
10		Tapón tornillo M5 ISO 7380	M5 ISO 7380 Allen cap screw	9	TAPON-----85

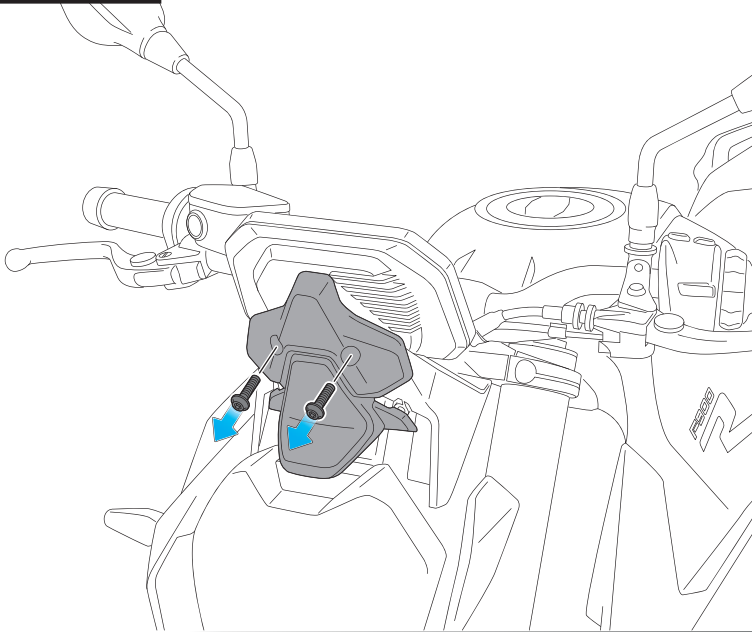
* Algunos componentes se suministran montados.
Some components are supplied assembled.

BMW F900R '20-

INSTRUCCIONES DE MONTAJE - MOUNTING INSTRUCTIONS - MONTAGEANLEITUNG

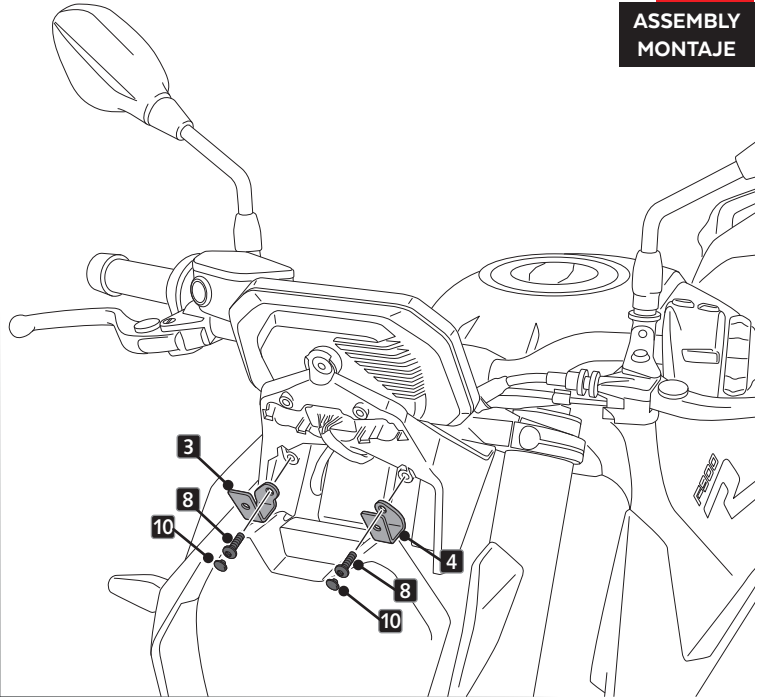
1

DISASSEMBLY
DESMONTAJE



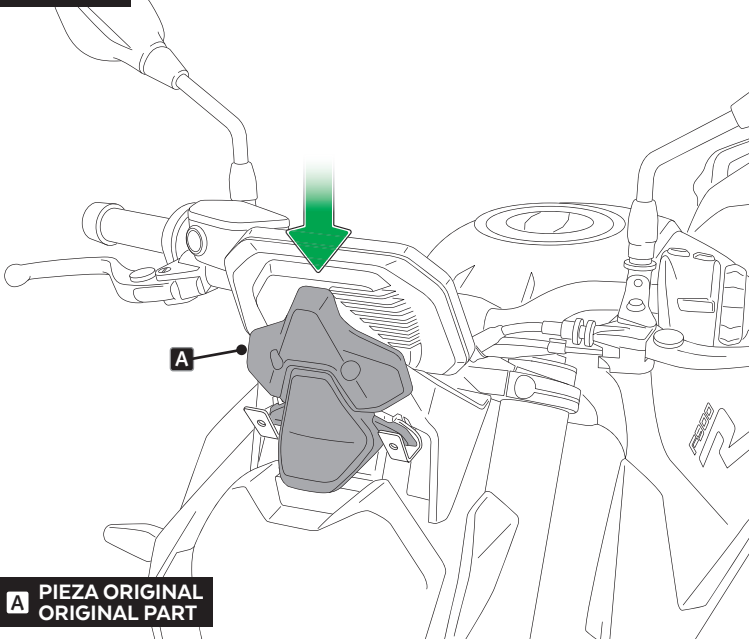
2

ASSEMBLY
MONTAJE



3

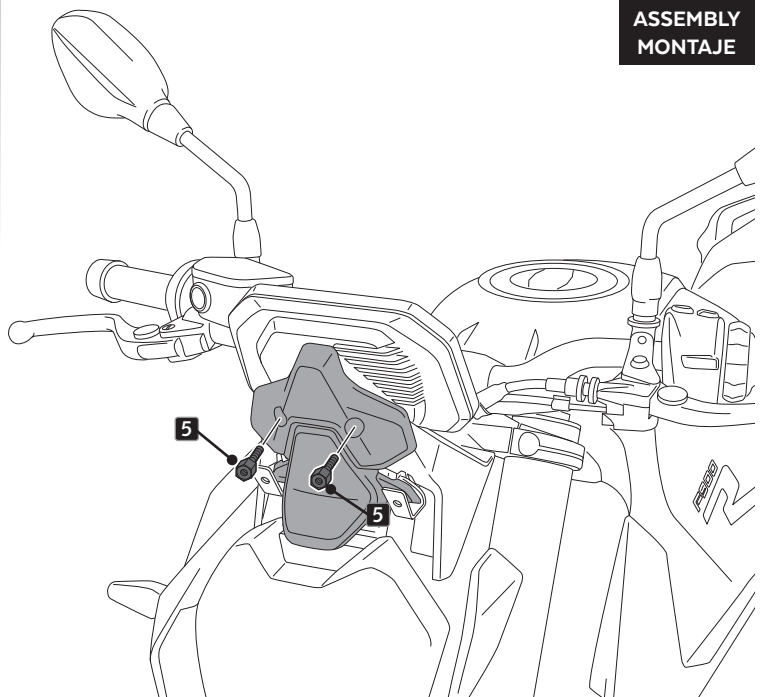
ASSEMBLY
MONTAJE



A PIEZA ORIGINAL
ORIGINAL PART

4

ASSEMBLY
MONTAJE

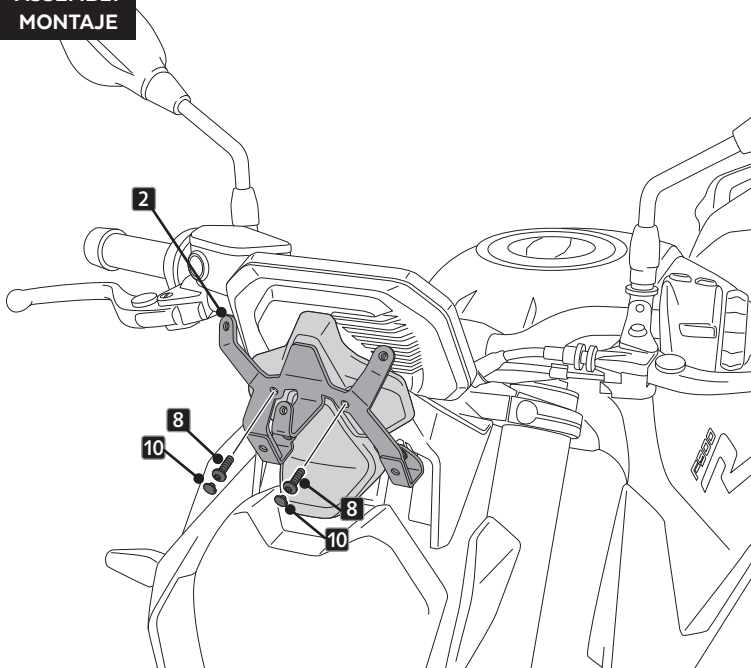


BMW F900R '20-

INSTRUCCIONES DE MONTAJE - MOUNTING INSTRUCTIONS - MONTAGEANLEITUNG

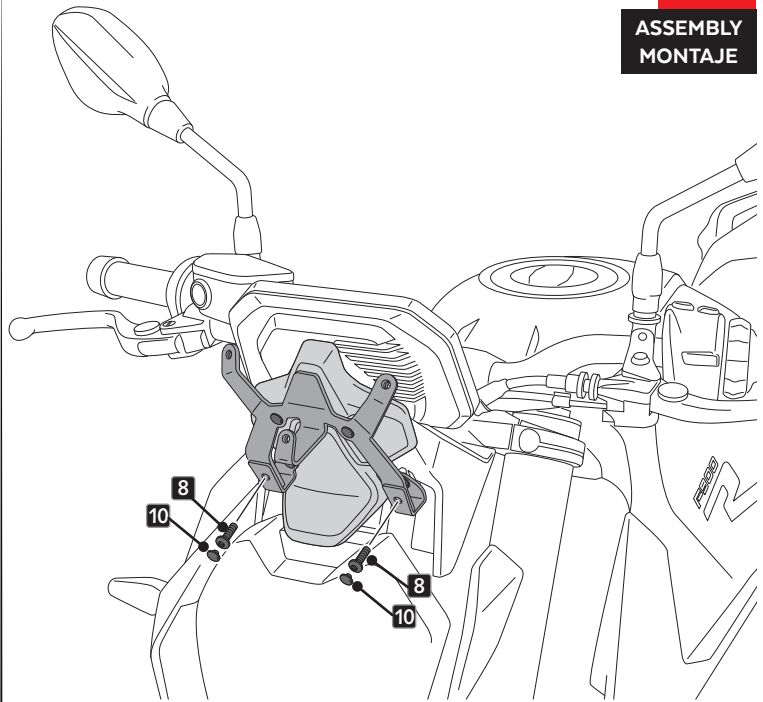
5

ASSEMBLY
MONTAJE



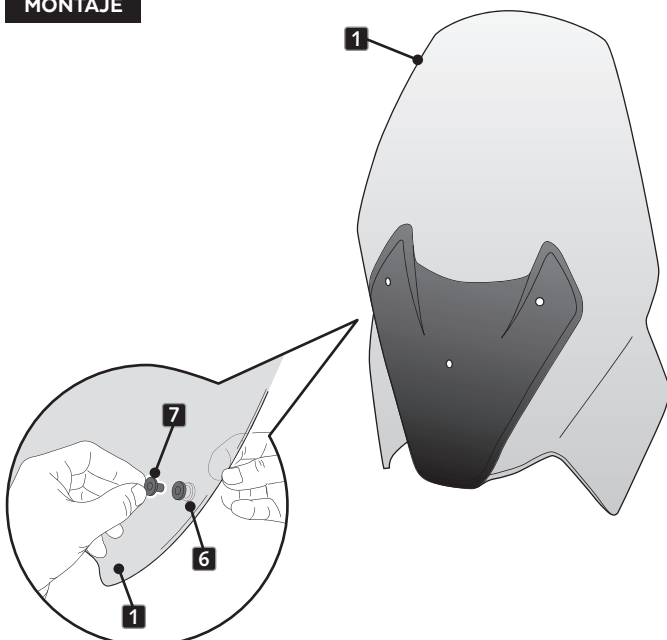
6

ASSEMBLY
MONTAJE



7

ASSEMBLY
MONTAJE



8

ASSEMBLY
MONTAJE

